


**Nu-Heat**  
Feel the difference



## **Underfloor heating & heat pumps**

Efficient, low temperature heating for your home

# Efficient heating for your home



**Nu-Heat**  
Feel the difference

## We'll be covering:

- A bit about us
- **Underfloor heating**
  - ✓ Underfloor heating vs radiators
  - ✓ Systems for new builds
  - ✓ Systems for renovations
  - ✓ Choosing the best floor coverings
- **Heat pumps**
  - ✓ How do they work?
  - ✓ Air source or ground source?
  - ✓ Installation and running costs
  - ✓ The grants available
- Q&A session





## A bit about us



**Nu-Heat**  
Feel the difference

- Specialist in warm water underfloor heating and integrated renewables
- 30 years' experience with over 80,000 systems in the UK
- Bespoke, integrated system design
- National network of Registered Installers





**Nu-Heat**  
Feel the difference

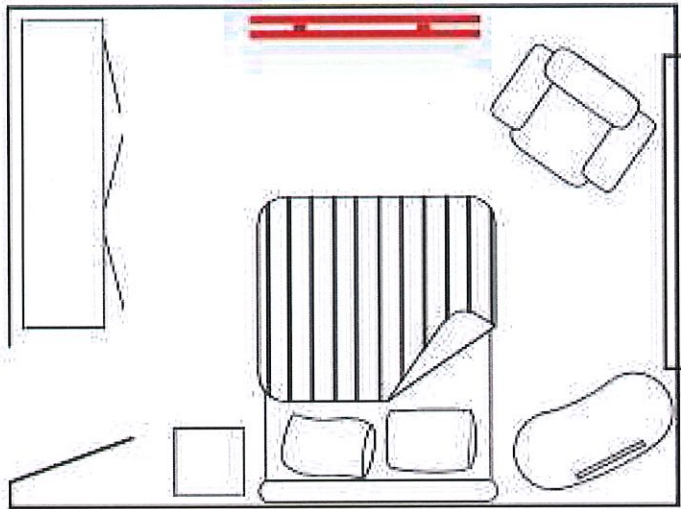
# Underfloor heating



# The benefits of underfloor heating over radiators

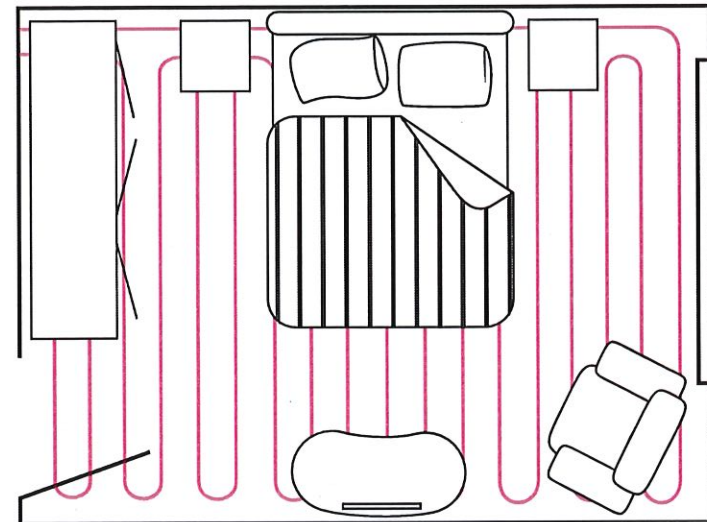


**Nu-Heat**  
Feel the difference



## Radiators


- Limited heat emitting area
- Hot and cold spots
- Restricts valuable wall space



## Underfloor heating

- Whole floor used as heat emitter
- Low water temperatures
- Design freedom





**Nu-Heat**  
Feel the difference

## **System options for your project: New build**



## New build: ClipTrack®




**Nu-Heat**  
Feel the difference

- ✓ Most popular new build solution
- ✓ High heat output – 100W/m<sup>2</sup>
- ✓ Works best with setback time control
- ✓ Tried-and-tested, cost-effective

### Installation considerations

- Quick to install
- Fitted at first-fix stage
- Drying times



## New build: FastDeck®



**Nu-Heat**  
Feel the difference

- ✓ Time-saver, great for tight build schedules
- ✓ High heat output – 90W/m<sup>2</sup>
- ✓ Fast Response
- ✓ Lower height build up

### Installation considerations

- Completely dry install, saving 60 days vs screed drying times
- Removes need for wet trades





## First floor: ClippaPlate®




**Nu-Heat**  
Feel the difference

- ✓ For suspended timber floors
- ✓ No height build-up – within floor
- ✓ Ideal for timber frame
- ✓ Medium output – 70W/m<sup>2</sup>

### Installation considerations

- Fitted above or between floor joists
- Completely dry installation





**Nu-Heat**  
Feel the difference

## System options for your project: Renovation




## LoPro® underfloor heating for renovations



**Nu-Heat**  
Feel the difference

### LoPro® retrofit UFH range

- ✓ Low profile
- ✓ Laid directly over existing floor
- ✓ Suitable for ground and first floors
- ✓ High heat output
- ✓ Super-quick heat up times





## Renovation: LoPro®10





**Nu-Heat**  
Feel the difference

- ✓ Lowest profile at just 15mm
- ✓ Laid directly over existing floor
- ✓ For all floor levels
- ✓ High heat output

### Installation considerations

- Mostly dry installation
- Fit floor coverings within a day



## Renovation: LoPro®Max



**Nu-Heat**  
Feel the difference

- ✓ Exceptional heat output
- ✓ Perfect for older properties
- ✓ 22mm height build-up
- ✓ Leaves a level floor surface for tiling

### Installation considerations

- Wet install with self-levelling compound
- Dry in 8 hours
- Fit floor coverings after 72 hours



# The best floor coverings for underfloor heating



**Nu-Heat**  
Feel the difference



Tiles



Engineered wood



Laminate



Carpet

